

REENTRY PACKET

Your Customized Guide to Support your Successful Transition



National Web-based Reentry Resource Center

www.fairshake.net

This Reentry Packet has been customized for: Simmons, Larry

Table of Contents

Website

Reentry Packet Cover Page

Employment

Letter of Explanation
Resume Examples
Find a Job & Prepare for Employment
Trucking Opportunities

Resource Directory

Employment

Employment Tips
Job Application Example
Interview Tips
Sample Interview Questions
Interview Questions for You to Ask
Employer Support Sheet
Resume Guide
Favorite Verbs for Your Resume

Your Name
Milwaukee, WI
Your email
111-222-3333

**EXAMPLE of a
Letter of Explanation**

Re: Letter of Explanation

Insert Date Here.

Dear Sir or Madam,

The things I value most are honesty, integrity and directness. Therefore, in anticipation of the criminal background check, you will find that in October of 2006 I was convicted of the offense of Armed Robbery - Use of Force. I served 24 months in prison for my crime. Upon release in 2008, I unfortunately, returned to the same negative influences and the same circle of negative associations and as a result, I re-offended in 2009. The charge was again, Armed Robbery this time as a Party to a Crime. I know that what I did was wrong. It was a result of poor decision making on my part and it hurt a lot of people. I've learned a great lesson and won't repeat those past mistakes.

While incarcerated, I completed my HSED through the Warren Young School. In addition, after a period of careful self-examination, I began working on ME. I successfully completed coursework in **Walking the Line - the Vow to Succeed Program, Cognitive Intervention Phases I and II, and Re-Entry bridge to Success programs**. I then continued my education, gaining **certifications in Telecommunications Technologies as a Network Cabling Specialist in Copper Based Systems**. Since my release I have done some full time work as laborer in a tannery and volunteered my time at my 11 year old son's school. However, I am looking forward to getting back to work full-time in the field of Telecommunications as an installer so I may further demonstrate the changes in my life and be a responsible member of society.

I can understand why you may be hesitant to hire someone with my background. However, I am eligible for **The Fidelity Bonding Program which can insure you for up to \$25,000** against any act of dishonesty on my part. Additionally, when you hire me, you will be eligible for **Work Opportunity Tax Credits to save you up to \$9,000 this year**. I will be happy to provide you more information about those programs during our interview. Lastly, I recently successfully completed the **Pipeline to Employment Training Program for Former Offenders** sponsored by the **State of Wisconsin Department of Workforce Development** and I can provide a letter of recommendation from them at your request.

I am eager to pursue this or other opportunities with your company because I am confident my skills and experiences will dovetail with the needs of your business.

Thank you for your time and consideration.

Sincerely,

Your name here

Created by Maurice Sprewer Employment & Training Specialist / Reentry Coordinator
DWD / Job Service 4201 N. 27th Street Suite 602 Milwaukee, WI 53216

ASA J. PETERS

1514 Campbell, D1 Jefferson City, Missouri 64108
(816) 667-0421 (816) 992-1421

AREAS OF RELEVANT SKILL

Multi-dimensional individual with experience as **heavy equipment operator, driver, or laborer** with technical knowledge in surveying, welding, and general maintenance. Excellent safety record and willingness to do more than what is expected. Communicate and interact effectively with diverse cultures.

- **Heavy Equipment Operations:** Forklift, Tractor, Loader, Backhoe, Motor Grader, Track Loader, Bulldozer, Bobcat Skid/Steer Loader, Scraper
- **Driver:** Dump Truck, Over-the-Road
- **Technical:** Surveying, Welding
- **Maintenance:** General, Preventative, Carpentry, Painting

EDUCATIONAL BACKGROUND

Linn State Technical College

Heavy Equipment Operator Certificate Course

Welding; Blueprint Interpretation; Surveying; Preventative Maintenance

American Truck Driving School

Over-the-Road Truck Driving Certificate Course

Northwest Missouri Community College

Introduction to Computer Information Systems; Basic Programming; Data Files; Structural Programming; Microcomputer Operating Systems

EMPLOYMENT HISTORY

TEMPORARY ASSIGNMENTS, Jefferson City & Cameron, MO

- Store Clerk/Stocker
- Library Clerk/Data Entry Clerk
- Computer Operator/Data Entry Clerk
- Chapel Head Clerk
- AM/PM Baker/Store Clerk

LINN TECHNICAL COLLEGE, Linn, MO

- Maintenance Technician – General maintenance, cleaning, carpentry, and lawn care.

SPRINGFIELD PARKS AND RECREATION DEPARTMENT, Springfield, MO

- Laborer, Park Maintenance

MAZZIO'S PIZZA, Springfield, MO

- Delivery Driver

DRIVEWAY PAVING, Toledo, OH

- Dump Truck Driver/Laborer

NORTH AMERICAN VAN LINES, Ft. Wayne, IN

- Over-The-Road Driver

This resume example created by and for *Expert Résumé's for People Returning to Work*

Wendy S. Enelow and Louise M. Kursmark
2003 JIST Publishing Inc. Indianapolis, IN

ARTHUR F. ECK, JR.

639 Arcadia Street Rochester, NY 12239
387-458-3241

OBJECTIVE

BREAKFAST and LUNCH COOK

To assist a restaurant in attracting and retaining a strong customer base,
by applying a passion for the culinary arts and a strong work ethic.

PERSONAL PROFILE

- Experience working in a kitchen environment, filling orders and developing menu items.
- Ability to get the job done by employing critical thinking and problem resolution skills.
- Work well as a team player and independently with very little supervision.
- Received commendations for being dependable and hardworking.
- Bilingual, Spanish and English.

COOKING SKILLS

- ✓ Prepared a selection of entrees, vegetables, desserts, and refreshments.
- ✓ Cleaned the grill, food preparation surfaces, counters, and floors.
- ✓ Met high quality standards for food preparation, service, and safety.
- ✓ Trained and supervised workers.
- ✓ Maintained inventory logs and placed orders to replenish stocks of tableware, linens, paper, cleaning supplies, cooking utensils, food, and beverages.
- ✓ Received and checked the content of deliveries and evaluated the quality of meats, poultry, fish, vegetables, and baked goods.
- ✓ Oversaw food preparation and cooking.

RESTAURANT EXPERIENCE

Kitchen Worker – State of New York (Coxsackie Correctional Facility); Coxsackie, NY
Short Order Cook – Rockies Breakfast Bar; Rochester, NY
Prep Cook/Laborer – New World Diner; Rochester, NY
Lunch and Dinner Cook – Albany's Italian American Restaurant; Albany, NY

MILITARY SERVICE

U.S. Navy – Machinist Mate E-3 – *Honorable Discharge*
GED obtained

Find A Job

Finding employment is one of the top priorities of most people in society. Finding employment after incarceration is not only pivotal for reentry success, it can also be a requirement for parole or a halfway house.

It is important to find satisfaction in our jobs, but sometimes we must temper our wishes with our needs.

When we have to take a job that we are not excited about now, we can leverage the feelings of dissatisfaction to push us toward whatever it is that we need to do to find satisfaction. These things may include: submitting applications for jobs that we really want but may not be available now, or trying to work in an organization that has a similar philosophy to our own so we can move within the organization to a job that is more fulfilling, or perhaps we need to get the education required for certain positions, or maybe what we really want is to start our own business but need to work a 'day job' until our idea provides enough income for us to thrive.

Knowing there are many avenues to employment, Fair Shake offers several ways for you to engage within our website.

Remember: most jobs get filled without ever being listed on a website!

When searching for employment, remember to consider what it is you want to do. What type of business would you like to work in, and in which positions do you think you would do well? What kind of jobs might you enjoy doing? Keep your eyes on the prize! Even if you must work in a job you don't care for now, remember that you are building character, patience, tolerance and REFERENCES. The image to the right is what our "Get A Job" page looks like today. This page, like all pages on the Fair Shake website, is constantly evolving. Please let us know what you think!

Fair Shake Employment Pages

Find a Job

Find a Job (or Start Your Own Business)

Job Search Engines

All search engines available online only



job-applications.com

#1 Independent Online Job Application Website

We offer links to online application pages and printable job application forms from our comprehensive database. We feature information on 1,500 popular companies in major industries such as fast food, retail, grocery stores, hotels and restaurants. Each company listed has a page which includes company history, service offered and common job opportunities. <https://www.job-applications.com/>



Way Up

<https://www.wayup.com/>

We feel strongly that opportunity belongs to all, and that an individual should never be limited by their economic status, race, sexual orientation, gender, who you know, where you went to school, or where you're from.



Glassdoor

<https://www.glassdoor.com/>

Glassdoor is one of the fastest growing jobs and recruiting sites. It holds a growing database of millions of company reviews, CEO approval ratings, salary reports, interview reviews and questions, benefits reviews, office photos and more. No other site allows you to see which employers are hiring, what it's really like to work or interview there according to employees, and how much you could earn.



Jobs for Felons Hub

<http://jobsforfelonshub.com/>

A resource website created by a few folks who have personally watched their loved ones struggle to get a job due to having a felony. They share their free reentry employment guide here. Check out their website or their Facebook page for more information: <http://jobsforfelonshub.com/start-here/> or Facebook: <https://www.facebook.com/jobsforfelonshub>



Successful Release

We have personally contacted each company for information regarding jobs for felons. <https://successfulrelease.com/jobs-for-felons/>

Guide to Finding a Job Through Networking <https://successfulrelease.com/who-hires-felons-where-to-network-to-find-jobs-for-felons/>



Formerly Incarcerated College Graduate Network

<https://www.ficgn.org/job-leads> Discover career-related jobs that welcome formerly incarcerated applicants and see the value in your lived experience.



Jobline

Toll-Free Number: 1-800-414-6748 If you are looking for employment, Jobline is a free public service available on the telephone 24 hours a day, 7 days a week. New jobs are listed on the system each day, and jobs that are filled are removed. All that is required is a touch-tone telephone to establish your personalized job-search profile. The system is designed for you to use each day during your job search.



USA Jobs

An official website of the United States government <https://www.usajobs.gov/>



O*Net

Occupation Search! <https://www.onetonline.org>

All of these websites have thousands of jobs available at different employability levels:

Indeed.com Simplyhired.com Monster.com Linkedup.com

Non-profit Job Search Engines:



Idealist

www.idealists.org Jobs, Internships and Volunteer Opportunities (that can sometimes turn in to jobs...)



Jobs That Help

<https://www.jobsthathelp.com/>

WISCONSIN JOB SEEKERS! Looking for a meaningful career that makes a positive difference in your community? Whether you are an experienced professional or an enthusiastic newcomer, you have come to the right place!



Encore

www.encore.org

Jobs for people 50+ yrs of age



Philanthropy News Digest

Philanthropy News Digest: all levels of non-profit jobs. <http://philanthropynewsdigest.org/jobs>



GIGS: Single or multiple day opportunities

For an interesting temp option, you can check out the Craigslist in your area under 'Gigs'. You'll find opportunities that include moving furniture, doing yard work for a few hours, car dismantling, CDL temporary jobs, staff for weekend events, handyman, cleaning, carpentry, welding, electrical, plumbing, painting, brand ambassadors (reps) and much more. Many of these gigs have opportunities that can turn into jobs.

Keep the author's intent in mind when searching on Craig's list. Beware that some listings are quite sketchy...

<https://newyork.craigslist.org/>

Gary's Job Board: Truck Drivers wanted!

Gary can find you a better truck driving job, with or without a CDL.

Website: <http://www.garysjobboard.com/>

More information about trucking / driving jobs:

<https://www.fairshake.net/employment-trucking-driving-jobs/>

Prepare For Work!

www.fairshake.net/prepare-for-work/

- Resume Writing Ideas
- Letter of Explanation
- Prepare For Your Interview
- ... and much more!

Employer Support

Give employers tools and information to help them hire you.

Share this document with your potential employers to help them hire you.

Bonding, WOTC, and EEOC filers

- You are bondable
- Federal Bonding Filer
- Work Opportunity Tax Credit Filer
- Equal Employment Opportunity Commission: Background Checks
- More on Background Checks: What Applicants Need to Know
- Formerly Incarcerated Individuals' Job Restrictions (US and Wisconsin) Created by the WI-DDC

US Department of Labor CareerOneStop

Formerly Incarcerated Reemployment

<http://www.careeronestop.org/ExOffender/index.aspx>

 Watch The Video!

1-877-348-0502 TTY: 1-877-348-0501

Career OneStop Locations:

Alabama Louisiana Ohio

Start Your Own Business

It's not easy, but for the creative, courageous and tenacious, it's often the right thing to do. Here are a few documents to help you get started.

- From the Small Business Administration
- Business Plan Template

Prepare For Work

There are many ways to approach employment. Some people 'know somebody', sometimes we get lucky and meet our new boss or coworkers where we volunteer or through a recreational activity...but most of us will write resumes, find available jobs online or through an employment agency, fill out applications and then endure one or many job interviews.

Thanks to the generosity of several resume' writing professionals and job readiness coaches, we've assembled what we've found to support you as you build your resume', your interview skills, and your confidence!


While the information here addresses several of the concerns of job seekers, we want to encourage you to also consider topics from the "Free School" section of this book, the website or the software, to support you through the inevitable challenges that will occur as you create desirable outcomes.

Please remember: many employers want to hear more about how you built yourself up while you were incarcerated than they do about your past. Keep the conversation positive!

They want to know that you care. That you will be a good listener and team member, if you can embrace the company culture, learn, follow through and get things done. They want to know that you are interested and motivated.

Prepare for Work

Everyone prepares for work in a different way. Fair Shake offers many tools for you to use in the way that you choose to prepare for temporary jobs or long-term careers.



O*Net
Occupation Search! <https://www.onetonline.org>

The Resume Writing Academy

www.resumewritingacademy.com

Resume Writing This document generously shared with Fair Shake by The Resume Writing Academy thanks to: Wendy Enelow, MRW, CCM, CPRW, JCTC and Louise Kursmark, MRW, CCM, CPRW, JCTC

- Resume Examples
- Top Tips & Techniques for Writing Best-in-Class Resumes
- Free 78-minute resume writing audio webcast with printable handouts.
- Best Resumes and Letters for Ex-Offenders

A resume guide that addresses special employment issues facing ex-offenders.

Raw Resume

<http://www.rawresume.com/write-resume-definitive-guide>

How to Write a Great Resume: The Definitive Guide This guide will take you from start to finish through all the aspects of a great resume and help you transform your current one into an interview-winning resume. Written for beginner and intermediate job seekers. Print or read The Complete Guide to A Winning Resume - Cheat Sheet to get started. Here I am - Resume Writing That Gets Noticed. The Complete Guide to a Winning Resume Cheat-Sheet

Discussing Your History in the Interview

- Discussing Criminal History in the Interview

Other Employment Support

Jails to Jobs

http://www.jailstojobs.org/html/help_with_new_entry.html

Jails to Jobs is an organization that gives ex-offenders the tools they need to find employment. On this website you'll find a step-by-step plan to follow as you carry out your job search.

Livecareer.com

Livecareer.com offers great tools and resources for exploring careers, whether you're searching for a new job or considering a career change. See more at:

<https://www.livecareer.com/quintessential/career-exploration>

how2become.com

How2become.com offers a resource guide that provides detailed insight into how to answer certain questions, body language and more.

<https://www.how2become.com/resources/interview-skills/>

Fair Shake Employment Documents

Available Offline and Online

- Employment Tips
- Resume Guide
- Interview Tips
- Interview Questions for You to Ask
- Sample Interview Questions
- Computer and Internet Tips
- Letter of Explanation
- Functional Resume Example
- Accomplishments and Skills Worksheet
- Employer Support
- Resume Examples
- Favorite Verbs for Your Resume
- Sample Employment Application
- Cover Letter | Thank You Letter
- Self Employment

Bonding, WOTC, and EEOC fliers

- You are bondable | Federal Bonding Flier
- Work Opportunity Tax Credit Flier
- Equal Employment Opportunity Commission: Background Checks
- More on Background Checks: What Applicants Need to Know
- Formerly Incarcerated Individuals' Job Restrictions (US and Wisconsin) Created by the WI-DOJ

Start Your Own Business

It's not easy, but for the creative, courageous and tenacious, it's often the right thing to do. Here are a few documents to help you get started.

- From the Small Business Administration
- Small Business Administration: Start A Business!
- From the Consumer Information Center: Planning and Goal Setting for A Small Business
- Minding Your Own Business
- How to Write a Business Plan
- From the Fair Shake Reentry Packet
- Self Employment

US Department of Labor Career Onestop

Formerly Incarcerated Reemployment

<http://www.careeronestop.org/ExOffender/index.aspx>

careeronestop

Watch The Video!

1-877-348-0502 TTY: 1-877-348-0501

Career Onestop - Locations:

Alabama	Louisiana	Ohio
Alaska	Maine	Oklahoma
Arizona	Maryland	Oregon
Arkansas	Massachusetts	Pennsylvania
California	Michigan	Rhode Island
Colorado	Minnesota	South Carolina
Connecticut	Mississippi	South Dakota
Delaware	Missouri	Tennessee
Florida	Montana	Texas
Hawaii	Nevada	Vermont
Idaho	New Hampshire	Virginia
Illinois	New Jersey	Washington
Indiana	New Mexico	West Virginia
Iowa	New York	Wisconsin
Kansas	North Carolina	Wyoming
Kentucky	North Dakota	

Career Onestop

Put together a successful job search with resources on resumes, interviewing, networking and finding job openings.

<https://www.careeronestop.org/JobSearch/job-search.aspx>

Everything in this section available Online Only

- America's Service Locator** connects individuals to employment and training opportunities available at local American Job Centers. www.ServiceLocator.org
- America's Career InfoNet** occupation and industry information, salary data and career exploration assistance. www.CareerInfoNet.org
- mySkills myFuture** helps career changers find new occupations to explore. www.mySkillsmyFuture.org
- Veterans ReEmployment** is a one-stop website for employment, training, and financial help after military service. www.CareerOneStop.org/ReEmployment/Veterans

About The Fair Shake Personal Web Page

Personal Web Page Example

- Members differentiate themselves from other applicants!
- Members share information easily. No need to carry documents; they are stored in their account.
- Shows dedication to reentry success and provides a place to demonstrate interest in taking a proactive approach by sharing skills, character traits, and intentions.
- Employers and property managers can get to know members comfortably, reducing likelihood of auto-dismissal based on felony history.
- Fair Shake Member Card provides member information, url and password to the member's page.
- Member Web Page password is changeable! Access only given to current password holders.
- Fair Shake can verify references, even for volunteer work. Check out our example Personal Web Page | Personal Web Page Flyer | Fair Shake Brochure

Also available to Fair Shake members is a free email account, data storage and tutorials to learn to use electronic tools.

National Resources and Information

Advice from a Senior U.S. Probation Officer Workforce Development Coordinator

<http://community.ncdo.gov/forums/p/46711/85165>

- Federal Bureau of Prisons Employment Information Handbook
- Background Checks - EEOC

Veterans Employment Assistance: The Transition Assistance Program (TAP)

was established to meet the needs of veterans during their period of transition into civilian life by offering job-search assistance and related services. The guide books below were created specifically to support you by applying



Fair Shake's Guide to TRUCKING OPPORUTNITIES!

American Trucking Associations

ATA Headquarters
950 North Glebe Road, Suite 210
Arlington, VA 22203-4181



<https://www.trucking.org/>

From their website: American Trucking Associations is the largest and most comprehensive national trade association for the trucking industry. ATA is an 86-year old federation with state trucking association affiliates in all 50 states. We represent every sector of the industry, from LTL to truckload, agriculture and livestock to auto haulers, and from large motor carriers to small mom-and-pop operations.



Owner-Operator Independent Drivers Association

OOIDA HEADQUARTERS
1 NW OOIDA Dr.
Grain Valley, MO 64029
816-229-5791 800-444-5791

<https://www.ooida.com/>



The mission of the Owner-Operator Independent Drivers Association, Inc. is to serve owner-operators, small fleets and professional truckers; to work for a business climate where truckers are treated equally and fairly; to promote highway safety and responsibility among all highway users; and to promote a better business climate and efficiency for all truck operators. More than 150,000 members of OOIDA are men and women in all 50 states and Canada who collectively own and/or operate more than 240,000 individual heavy-duty trucks and small truck fleets. All OOIDA officers and directors are now, or have been, professional truckers, and are elected from the membership, by the membership. The 22-member board helps define OOIDA's position on all major trucking issues. They offer information and education in all areas of independent truck ownership and responsibility.



Gary's Job Board: www.garysjobboard.com
Truck Drivers wanted! Since 2004.

Gary can find you a better truck driving job, with or without a CDL.

Gary's Job Board was created to help Truck Drivers find Driving Jobs, and to help Dispatchers find Drivers. Gary's Job Board is 100% unaffiliated. We DO NOT recruit for any carriers. Our service will always be FREE to drivers because drivers' rock. Here's how garysjobboard.com works: (this is NOT a run-of-the-mill trucker job board. No one will call you, you have all the power).

- Complete your Driver Profile, it takes 2 minutes.
- Companies will see your first name, type of CDL, and experience level.
- They will not see your email address.
- You will receive a company invite by email and the email will come from our system.
- Check out what they are offering. Answer the email or not. You'll receive another invite down the road.




AllTrucking.com www.alltrucking.com
PO Box 26330,
Overland Park, KS, 66213

"Welcome to AllTrucking.com, your source for finding information to become a truck driver and find a trucking

career. Whether you are looking for your next truck driving job or want to learn how to earn your CDL, we have guides for you. We have even organized some of the more common questions that might be found on a CDL exam, and put them into a simple practice test! "

They have a library of guidebooks - from career support and paying for school to helping veterans – "we've got a resource to help anybody." Here are a few of our most frequently requested pages:

- How to Pay for Truck Driving School
- Truck Driving Jobs: Careers in Commercial Truck Driving
- Company-Paid CDL Training Programs: A Comprehensive Guide




Trucking Truth
www.truckingtruth.com

A Positive Yet Honest View Of The Trucking Industry With Friendly Advice From Experienced Drivers

Trucking Truth (TT) was created in 2007 to give new drivers a true picture of what a career as a truck driver is all about and a straightforward strategy for surviving that first year of their career. I wanted people to know that trucking can be an awesome career for the right person and it's totally doable if you work hard, keep a great attitude, and have a solid strategy in place.

A huge informational website that includes:

- Trucker's Forum
- Truck Driver's Career Guide
- Free CDL Practice test
- A list of companies that hire people with a criminal history.
- "The Road Home" podcast
- All things CDL
- Trucking Company Reviews
- Trucking Wiki...where you can find out FAQ's, physical health tests and issues, limitations and opportunities for drivers with a criminal history, driving with pets and much more.



Get Paid While Training For Your CDL?

Upon completion of your paid CDL training, you will sign an agreement to work for the company for a specified amount of time. This is how they recoup the time and money they've invested in your CDL training, which is a very fair deal for both sides.

If you quit working for the company before your obligation is complete, you will owe the company a prorated amount of money for the schooling. At some companies, your training will be free once your obligation is complete. Others may require you to make payments from your paycheck to cover the tuition for the schooling.

TT offers a review of the companies that offer paid CDL training.

Employment - Employment Services

We are dedicated to helping you find your next career! The National Urban League is a historic civil rights organization dedicated to elevating the standard of living in historically underserved urban communities. Founded in 1910, the National Urban League spearheads the effort of its local affiliates through the development of programs, public policy research and advocacy.
<http://www.nuljobsnetwork.com/>

Employment - Employment Services

NCWorks Online is a one-stop online resource for job seekers and employers in North Carolina. Job seekers can search for jobs, create resumes, and find education and training. Employers can find candidates, post jobs, and search labor market information.
<https://www.ncworks.gov/vosnet/Default.aspx>

Employment - Employment Services

America Works includes work readiness training, vocational training, career placement, career advancement, and employment retention services. Our mission is to equip each individual who comes to our offices with the right tools so that they are able to provide for themselves and their loved ones. People find employment, and employers find talent! Due to the Coronavirus Pandemic, you must contact the office first before you can engage in in-person services. Click on the link above to find the location nearest to you.
<https://americaworks.com/virtual-contact-info/>

Employment - Staffing Agency

Manpower is dedicated to enriching people's lives with meaningful employment and development opportunities, as we have done for more than 60 years.
<https://www.manpower.com/ManpowerUSA/home>

Employment - Workforce Development

Capital Areas Workforce Center System brings together an array of services in one convenient location to help individuals find employment and provide access to education and training. If you are an individual seeking employment and/or training Capital Area Workforce Centers can help you by providing:
Career Assessment and Counseling
Job Search Services
On-site and Virtual Workshops
Training and Education Information
Computer, Internet, Phone, Fax and Copier Access
Career Fairs and Hiring Event Information
Community Resource and Partner Program
Referrals

NCWorks Online
Access some of Capital Areas Workforce Center System services online by visiting NCWorks.
Capital Area Workforce Development Board
The Parkview Building
2321 Crabtree Boulevard
Suite 200
Raleigh, NC 27604
Mailing Address:
P.O. Box 550
Raleigh, NC 27602

Employment - Employment Services

313 Chapanoke Road
Raleigh, NC 27699-4316
919-329-5230
919-329-5585 fax

Employment - Employment Services

855-629-6757
NCWorks Online is a one-stop online resource for job seekers and employers in North Carolina. Job seekers can search for jobs, create resumes, and find education and training. Employers can find candidates, post jobs, and search labor market information.
<https://www.ncworks.gov/vosnet/Default.aspx>

Employment - Staffing Agency

PeopleReady has re-imagined and simplified the path that connects people and work. Whether you need workers or you're looking for new job opportunities, we're ready to deliver results for you today.
<https://www.peopleready.com/>

Employment - Workforce Development

1830 Tillery Pl B,
Raleigh, NC 27604
(919) 715-0111
North Carolina's Workforce Development. Find a location near you!

<https://www.ncworks.gov/vosnet/ContactUs.aspx?tab=3>

Food - Soup Kitchens

121 Hillsborough Street
Raleigh, NC 27603
Phone 919-831-2010
Call for current Hours
<http://www.shepherds-table.org/>

Health - Free/Sliding Scale Clinic

101 Donald Ross Drive, Raleigh, N.C. 2761
Psychiatry
<https://www.alliancemedicalministry.org/>

Health - Free/Sliding Scale Dental Clinic

1863 Capital Boulevard Raleigh, NC 27604
Phone: 919.390.6497
Emergency Dental Care
Preventive Dental Care
Oral Health Education
<https://www.wakesmiles.org/>

Reentry Resource - Multiple Resources Available

Primary care medical home for adults
Limited Specialty Medical Care (Cardiology, Ophthalmology, Gyn, Rheumatology, Pulmonology, Podiatry).
Fully serviced pharmacy
Medication management
Labs
Specialty referrals
Diabetes counseling and management
Behavioral health counseling and support
COVID testing onsite events (Fridays-sponsored by Neighbor Health) and other dates sponsored by

Phone: (919) 856-6040
Fax: (919) 856-6038
<http://www.capitalareawdb.com/individuals/>

Health - Free/Sliding Scale Clinic

3126 Blue Ridge Road
Raleigh, NC 27612
(919) 824-4672
Website: <http://mariamclinic.org/>
<http://www.raleigh.com/places/mariam-clinic>

Health - Free/Sliding Scale Clinic with Dental

1021 Darrington Drive
Cary, NC 27513
Phone: (919) 824-4672
Mariam Clinic provides free health care to those who are struggling to make ends meet and cannot afford adequate medical care. Mariam Clinic provides services to adults (age 18+) who are at or below 200% of the poverty level who do not have any health insurance.

Clinic Services:
Medical Services
Mental Health Services
Dental Services
Eye Examinations

<https://www.mariamclinic.org/>

Reentry Resource - Multiple Resources Available

211 connects you with thousands of nonprofit and government services in your area. If you want personal assistance call the three-digit number 211 or 877-947-2211. A friendly voice to talk with you 24/7/365.
<https://nc211.org/>

Reentry Resource - Programs

Community Success Initiative (CSI) was founded as a non-profit corporation with a vision to create communities where people discover their potential, set worthy goals for their lives, and take action in a positive way, with an emphasis on men and women who are transitioning from prison and jail, or who otherwise find themselves entangled in the criminal justice system.
Community Success Initiative
P.O. Box 61114 Raleigh, NC 27661
(919)8347626 x 11
Fax (919)8347706

<http://communitysuccess.org/prison-formerly-incarcerated-people-transition-advocacy>

Shelter - Homeless Shelter

<http://www.homelessshelterdirectory.org/foodbanks/NCfoodbanks.html>

Shelter - Low Income Housing

Find low income apartments in North Carolina along with non profit organizations that help with low income housing along with HUD apartments, public housing apartments, public housing authorities, and housing assistance agencies.
<https://www.lowincomehousing.us/NC.html>

Shelter - Low Income Housing

534 Walnut St

UNC Rex (check UM website for dates).
COVID-19 case management and counseling
Flu Clinics (Seasonal)
Food pantry
Shelter for homeless women
Referrals to community resources
<https://urbanmin.org/open-door-clinic/>

Reentry Resource - Programs

Divine Interventions Aftercare Network supports individuals ready to reenter the community by creating pre-entry plans and providing outreach and resources that support successful transitions.
Divine Interventions Aftercare Network
P/O Box 46738 Raleigh NC 27620
9196163477
8622372348

Shelter - Low Income Housing

<http://www.nchousing.org/>

Shelter - Low Income Housing

4545 Cary Glen Blvd,
Cary, NC 27519
(919) 481-2225
Apartments
<http://www.lowincomehousing.us/nc/cary.html>

Shelter - Low Income Housing

100 Sedgebrook Road
Cary, NC 27511
(919) 461-0468
Affordable apartments, families and singles, all ages
<https://dhic.org/property/sedgebrook/>

Shelter - Salvation Army

215 South Person Street
Raleigh, NC 27601
Phone 919.834.6733
Fax 919.828.0911
<http://salvationarmyusa.org/>

Shelter - Salvation Army

The Army operates hundreds of facilities and services in over 50
"commands"
around North and South Carolina. These range from daily character building programs such as the Boys and Girls Clubs and community centers, to providing shelter for families in need of transitional housing, to holding weekly worship services, to providing safe and affordable housing to seniors.
<http://www.salvationarmycarolinas.org/>

Shelter - Transitional Housing

<http://www.wakegov.com/humanservices/housing/supportivehousing/workshops.htm>

Shelter - Transitional Housing

Summit House a residential alternative to prison program for mothers convicted of a nonviolent crime and their minor children, is a nonprofit that serves all 100 North Carolina counties and saves state tax payers over \$1million net annually. With locations in the Triangle*, Piedmont, and Charlotte, Summit House empowers convicted mothers to break the

Cary, NC - 27511
919-380-0203
Disabled housing with subsidized government low income rates.
http://www.lowincomehousing.us/det/27511-4042-as_wake_co_g.h.__2

Shelter - Low Income Housing

600 Glendon Way,
Cary, NC 27513
(919) 460-0590
Affordable units, families and singles, all ages
<http://www.wajmanagement.com/property/westwood-park-apartments/>

Shelter - Salvation Army

The Army operates hundreds of facilities and services in over 50 cities around North and South Carolina. These range from daily character building programs such as the Boys and Girls Clubs and community centers, to providing shelter for families in need of transitional housing, to holding weekly worship services, to providing safe and affordable housing to seniors.
<http://www.salvationarmycarolinas.org/>

Shelter - Shelters

We provide an online directory of shelters in North Carolina.
https://www.shelterlist.com/state/north_carolina

Shelter - Transitional Housing

1-855-860-3119
Transitional, sober housing provides supportive housing along with drug and alcohol treatment for selective locations
https://www.transitionalhousing.org/state/north_carolina

generational cycle of poverty, violence, and substance abuse that is their history, and to create a new life for themselves and their children. Summit House strives to keep families together by maximizing healthy bonding between mothers and children. The organization is committed to working with women who have the desire and dedication to change their lives through counseling, life and job skills training, and substance abuse counseling, rather than sit out a prison sentence
PO Box 27284, Raleigh, NC 27611
919.329.9214
<http://www.summithouse.org/>

Employment Tips

We often have to work our way up to the job we want; either because it is not available when we go to find it or we need more experience, education, preparation or time to get ready. Although we will spend time working at jobs that are not our preference, we can enjoy the interim more when we stay focused on our goals.

Start by asking yourself:

- What kind of job or career do I want?
- What am I willing to do, learn or sacrifice to get that job or career?

Before venturing out into the world of work you will have to obtain necessary documents.

The most frequently requested documents are:

- Birth Certificate
- Driver's license or Basic Identification
- Social Security Card

The birth certificate and driver's license forms offered in our Employment Documents are samples. You can find links to the applications that you need in our Resource Directory!

Next, ask yourself the following questions

- What occupations or industries in your area are in need of employees?
- What are your employment limitations due to your particular crime?
- What is the income you need in order to pay for housing, food, energy, phone, child support, restitution, transportation, etc? (check out our [Build a Budget Worksheet](#))
- Which strategies do you think would be most effective for "selling" your attributes?

To prepare to apply for a job you may want to create the following worksheets:

- Inventory your work history in and out of prison
- List your training, skills, limitations, and health considerations
- Gather all the information you will need to fill out employment applications. Are you ready to fill them out online? (Several companies only accept online applications.)

Considerations and Preparation

What are your employment resources?

- Classified ads (in the paper or locally found on-line)
- Applying for jobs with companies you want to work for
- Job Assistance and Job Training centers
- Craigslist, Monster.com, other job-search websites

Skills Assessment and Personal Strengths Evaluation

Consider taking a free online self-assessment test help us see what careers we are suited for. If you type the phrase 'self-assessment test' into any search engine, several options will be available for you to check out.

Do you need clothes for your interview or new job?

Check out Dress for Success, a global program that may have a location near you!

(www.dressforsuccess.org)

Resume' and Interview tips:

Two good places where you get the chance to show a company why they cannot afford NOT to hire you. Keep these tips in mind as you write your application or resume', and prepare for job interviews:

- Be cheerful in your in-person or telephone job interviews.
- Talk about the benefits of your experience and the relevant expertise you offer.
- Speak about the value you would bring to the company.
- Share stories in the job interview about success in prior assignments.
- Talk about your ability to work with a diverse group of people.

Typical Barriers to Employment:

- Lack of updated resume
- Appropriate clothing for job search
- Transportation
- Stable housing
- Substance abuse
- Poor interview skills
- Poor job search skills
- Not a high school graduate
- No documentation (ID, Social Security card)

SMART: What is your strategy for overcoming barriers and creating success?

You can create a clear strategy by following SMART guidelines:

Specific Measurable Attainable Realistic Timely (or Tangible)

Specific – what is the specific goal you wish to achieve?

Can you answer these questions?

- Who do you need to be involved?
- What do you really want to accomplish?
- When do you want to accomplish it?
- Where do you need to be to accomplish it?
- Why do you want to achieve this goal?
- Which things do you need to get in order and which are the constraints to achieving your goal?

Measurable – How will you know when you've achieved your goal? What criteria have you set up to measure your progress and reach your target dates?

Attainable – Can you see yourself achieving this goal? Can you see the path to get there and then see yourself in that place of having reached the goal?

Realistic – Are you willing and able to achieve the goal?

Timely – How long do you need to achieve your goal? Work out your goal date and then the smaller goals that must be met to meet that goal date?

Tangible – Imagine: can you taste, touch, smell, see or hear the results of achieving your goal?

COMPANY OR
EMPLOYER NAME: _____

POSITION APPLIED FOR: _____

APPLICANT TELEPHONE: _____

SOCIAL SECURITY NUMBER: _____

Employment Application

YOUR NAME: _____
Last First Middle

ADDRESS: _____

ARE YOU LEGALLY ELIGIBLE FOR EMPLOYMENT IN THE U.S.A.?

☐ Yes ☐ No (If yes, verification will be required.)

I AM SEEKING A PERMANENT POSITION: ☐ Yes ☐ No

IF NECESSARY FOR THE JOB I AM ABLE TO:

Are you able to perform the essential functions
of the position with or without accommodations?

☐ Yes ☐ No

Work (which shifts)? _____

Work overtime? _____

Provide a valid Alaska Drivers License? _____

IF NECESSARY FOR THE JOB, ARE YOU OVER (Please mark one) 14__ 15__ 16__ 18__ 19__ 21__

I WILL BE ABLE TO REPORT TO WORK ____ DAYS AFTER BEING NOTIFIED THAT I AM HIRED.

EDUCATION:	Yrs. Completed	Field of Study	Graduate or Degree
High School _____			
College/University _____			
Business/Technical _____			
Other (May include grammar school) _____			

MILITARY SERVICE: ☐ Yes ☐ No

Duty/Specialized Training: _____

REFERENCES: List two personal references who are not relatives or former supervisors.

Name	Address	Telephone	Occupation	Years known
_____ Name	_____ Address	_____ Telephone	_____ Occupation	_____ Years known

EMPLOYMENT: List last employment first. Include summer or temporary jobs. Be sure all your experience or employers related to this job are listed here, in the summary (following this section), or use an extra sheet of paper if necessary.

Employer Name and Address	Position Title/Duties Skills	Dates Employed from to
_____ _____ _____		
	Supervisor's Name: Telephone:	Reason for leaving

Employer Name and Address	Position Title/Duties Skills	Dates Employed from to
_____ _____ _____		
	Supervisor's Name: Telephone:	Reason for leaving

EMPLOYMENT CONTINUED...

Employer Name and Address	Position Title/Duties Skills	Dates Employed from to
		Reason for leaving
	Supervisor's Name: Telephone:	

Employer Name and Address	Position Title/Duties Skills	Dates Employed from to
		Reason for leaving
	Supervisor's Name: Telephone:	

Summarize other
employment related to this job: _____

Types of computers, other electronic or mechanical
equipment that you are qualified to operate or repair: _____

Typing speed: _____ per minute.

Professional Licenses, Certifications or Registrations: _____

Additional skills including supervision skills, other languages, or information
regarding the career/occupation you wish to bring to the employer's attention: _____

In case of accident or illness please contact: Name: _____

Daytime phone: _____

Address: _____

Relationship: _____

Information to the applicant: As part of our procedure for processing your employment application, your personal and employment references may be checked. If you have misrepresented or omitted any facts on this application, and are subsequently hired, you may be discharged from your job. You may make a written request for information derived from the checking of your references.

If necessary for employment, you may be required to: supply your birth certificate or other proof of authorization to work in the US, have a physical examination and/or a drug test, or to sign a conflict of interest agreement and abide by its terms.

I understand and agree to the information shown above:

Signature: _____

Date: _____

Equal Employment Opportunity: While many employers are required by federal law to have an Affirmative Action Program, all employers are required to provide equal employment opportunity and may ask your national origin, race and sex for planning and reporting purposes only. This information is optional and failure to provide it will have no affect on your application for employment.

Employer Section: _____

Interview Tips

Before you head to your interview, ask yourself these questions:

- Do you really want this job?
- Are you qualified for the job?
- Do you believe you can get the job?
- What attitude and information must you deliver to the employer to get the job?
- Are you ready for your interview?

If you decide you really want to get this job, consider these tips:

1. Keep your answers short yet full of information, unless you are asked to clarify. Try to put yourself in the interviewer's shoes; asking the same questions of many applicants! Fine tune your answers to the Sample Interview Questions and bring your authenticity and vitality to the interview.
2. Determine what your key strengths and assets are. Be sure to state them confidently a couple of times throughout the interview.
3. Prepare for a variety of interview questions. Consider the challenges you have overcome, the difficult interpersonal situations that you resolved with others, and several success stories.
4. Describe specific situations and accomplishments. Generalities fail to show the interviewer your strengths and assets and how they can benefit the company and the position that is available.
5. Put yourself on their team. Show how you fit in with the existing work environment and company culture. During the interview, align your language with the language of the team.
6. Observe your non-verbal communication. Are you saying what you mean to say? Practice answering some of the Sample Interview Questions in front of a mirror to see if your eyes and your gestures agree with your words.
7. Ask questions. Is this where you want to work? Find out what you need to know to accept the job. Also, the interviewer will see that you are taking interest in the company and work environment. That is an important quality in a team player.
8. Be sure to talk WITH the interviewer and not AT the interviewer. Interviews are stressful enough for both parties. Keep it human.
9. Research the company. Is it a right fit for you? Can you get behind the mission of the company? How much can you know about the work and the work environment before the interview?
10. Apply for jobs that you are skilled for and that you can appreciate...even if only as a stepping stone to your next job. If you truly want the job, you must be able to compete successfully with your competition. Authenticity shines through your words and your non-verbal communication.

Sample Interview Questions

The interview is your chance to show an employer your unique qualities and it is also the time you can ask more about the employer, the company culture and the job you are applying for. Before you interview be sure to find out all you can about the company so you understand who they are, and also so the interviewer knows you care.

Interviews can be stressful; the best way to manage that stress is to be prepared. If you are ready to answer the questions below you will be prepared for most of the questions that might come up.

There are many variables that make finding a job even more complicated if you have a criminal record. How much should you disclose and when should you disclose it? How do you explain your criminal record and still land a job? How do you address it during an interview? We explore these questions and more at the end of this document.

Possible Interview Questions: About the Job and the Company

- Why did you apply for this job?
- What experience, skills and characteristics do you possess to do the job?
- Why do you think you are the best person for this job?
- Why should we hire you?
- What have you learned about our company?
- How do you see your role in joining this or any company?
- Describe good customer service.
- Describe handling a challenge with a co-worker
- Are you willing to travel?
- Do you have any limitations that would inhibit you from doing this job?
- How long do you think you would like to be employed by this company?

Possible Interview Questions: About You

- Tell me about yourself.
- What are you passionate about?
- What is your greatest strength? What is your greatest weakness?
- What do you do when you're angry?
- If you know your supervisor is wrong about something, how would you handle it?
- Describe a difficult work situation and how you dealt with it.
- Describe your work style.
- How would you describe the pace at which you work?
- How do you handle stress and pressure?
- Tell me about how you worked effectively under pressure.
- What motivates you? Are you self-motivated?
- What are your salary expectations? (if it is not listed with the job posting)
- What types of decisions are difficult for you? What types are easy?
- If you could relive the last 10 years of your life, what would you do differently?
- If the people who know you were asked why you should be hired, what would they say?
- Do you prefer to work independently or with others?
- Tell me about your ideal work environment.
- How do you evaluate success?
- What are your career goals? How do you plan to achieve these goals?
- Give an example of a goal you reached and tell me how you achieved it.
- Give an example of a goal you didn't meet and how you handled it.
- Give an example of how you set goals and achieve them.
- How do you handle a challenge?

Possible Interview Questions: Your Work History

- Tell me about ____ company listed on your resume.
- What were your duties, responsibilities, expectations...for the position and as an employee?
- What challenges did you face? How did you handle them?
- What did you like about this job? What did you dislike about this job?
- What was your biggest accomplishment at this job? At any job?
- What were your favorite and least favorite aspects about the people you worked with, including supervisors?
- What attributes to you like to see in a supervisor?
- What do you expect from a supervisor?
- Tell me a little about your favorite and least favorite supervisor.
- Why did you leave this job? (why did you quit or why were you fired?)
- Have you been in a position when you did not have enough work to do? What did you do with your time?
- Have you made a mistake? How did you handle it?
- Have you ever dealt with company policy you weren't in agreement with? How?
- Have you gone above and beyond the call of duty? If so, how?
- When you worked on multiple projects how did you prioritize?
- How did you handle meeting a tight deadline?
- What do you do when your schedule is interrupted? Give an example of how you handle it.
- Tell me about a difficult situation with a co-worker? How did you handle it?
- Tell me about your experience working with a team.
- Have you motivated employees or co-workers? Tell me about it.
- Give me an example of when you did and when you didn't listen.
- Have you handled a difficult situation with a co-worker? How?
- Have you handled a difficult situation with a supervisor? How?
- Have you handled a difficult situation with another department? How?
- Have you handled a difficult situation with a client or vendor? How?

Possible Interview Questions: Incarceration

- Why were you incarcerated?
- What did you learn from that experience?
- Do you have challenges or limitations that could affect your work schedule?
- What have you been doing to prepare for employment since you came home?
- Were you employed or in school when you were incarcerated? If so, tell me about your work. Tell me about your education.

Illegal questions:

- What is your age?
- How many children do you have? Are you pregnant?
- How much do you weigh? How tall are you?
- Do you live with anyone? Who?
- Are you married or in a relationship?

Legal alternatives:

- Are you over 18 years old?
- Can you lift 60 pounds?
- Is there anything that might interfere with your work schedule?

Related to Your Criminal Record

An employer may not ask questions about a previous arrest or conviction. They may ask if you have been convicted of specific crimes if they are relevant to the position being applied for. An employer may not refuse employment to someone just because they have a criminal record.

Lisa Pollan, site coordinator at LIFT-DC, says they encourage formerly incarcerated clients to collect "evidence of rehabilitation." This evidence should prove to employers that the client has changed since their offense and is now a responsible member of society. Evidence of rehabilitation can include:

- letters of recommendation from employers or advocates
- proof of training program completion/certificates (including during incarceration)
- participation in a mentoring or support group

For Job Applications, LIFT-DC counsels clients to do the following:

- **Only answer what is asked:** If a question asks if you have been convicted of a felony, you can say no if you only have misdemeanors. If a question asks if you have been convicted of a felony in the last seven years, and you were convicted 10 years ago, answer no.
- **Answer truthfully:** A company may hire ex-offenders but have a policy of terminating anyone who lies on an application.
- **Demonstrate change:** If you answer a question about your record by writing, "Yes, but I got my GED while I was incarcerated," you show that you are educated, focused and want to make positive changes in your life. You can also attach a written explanation of your situation, and proof of your rehabilitation.

Check out LIFT-DC for more tips on interviewing! <http://www.liftcommunities.org/>

From the National Reentry Resource Center:

<http://www.nationalreentryresourcecenter.org/faqs/employment-and-education#Q8>

How should job-seekers respond to questions regarding past convictions?

- Acknowledge the previous mistakes in a concise and businesslike way
- mention any relevant skills or interests developed while in prison or prior to entering prison
- reinforce a commitment and an interest in the new job, by stating, for example, "I'm more mature now and my top priority is to work at [company] to use my abilities, focus on the work, and make a fresh start."

Applicants should be familiar with their criminal history to answer accurately specific questions on job applications and in interviews.

Race/Religion

An employer may not ask you about your religion but it may come up if they ask you what days/times you are available. An employer may not judge you for being a part of any race or religion but may decide not to hire you if you are unavailable for any crucial time for the position you are applying.

Interview Questions for You to Ask

In an interview both you and the employer are finding out about each other. Asking these questions will show general interest in the business, and the team you are applying to work with. These questions show you care about the position and how you might fit. Asking questions will also help you understand if you think the environment is suitable for you.

Please tell me important information I should consider about working with this company:

- On average, how long do people keep the position for which I am applying?
- What strengths and skills do you think I should have to best fill this position?
- What employee qualities are encouraged here?
- Is this a friendly environment or are people pretty serious?
- Would you tell me about the challenges I might find working here?
- Which companies, products or services are our competitors?
- Is there an opportunity for promotion from this position?
- How often will I be evaluated?
- What are the businesses strengths? What aspects need improvement?
- What will be expected of me in the first 3 months? 6 months? Year?
- Are we encouraged to participate in things outside of work, like a softball league?
- In what ways does the company recognize and honor work that has been done?
- Will I have an employment agreement?
- Will I work with alone or with a group?
- Who will I report to? What kind of person are they?
- Are we anticipating any major changes in the workplace?
- How many applicants do you have for this position?
- What training do you provide?
- Does the company provide or support higher education or advanced training for employees?
- Is there anything else I can provide you to help you make a decision?
- How soon can I expect to hear from you?

Not all of these questions would apply to any one position. These questions are just examples to either pick from or open your mind to asking questions that will help you make sure the job is acceptable for you!



www.fairshake.net

PO Box 63 Westby, WI 54667 608-634-6363

Fair Shake Employer Support

All of this information and much more can be found at <https://www.fairshake.net/employers>

Although tremendous responsibility is on the shoulders of those transitioning from prison to society, their success is made possible only when the entire community is involved.

Employers have the opportunity to help create one of the first and most stable bridges to reentry success. Fair Shake supports an employer's desire to understand formerly incarcerated applicants by offering tools and information to help you make informed, careful hiring decisions.

Fair Shake has also created tools for our members to more fully demonstrate their character than may be available on a standard job application through our free "office in the clouds", which includes a Personal Web Page.

The FAIR SHAKE PERSONAL WEB PAGE (PWP): What you learn about these applicants

Building a Fair Shake personal web page is not an easy feat! Formerly incarcerated people who create this page demonstrate many things to you:

- **HONESTY:** They are open, honest and direct by letting you know s/he has been incarcerated. As you may well imagine, this takes an enormous amount of courage. We know that honesty is imperative to building trust. Is honesty something you are looking for in your employees?
- **SELF-MOTIVATION:** Creating this page demonstrates the applicant's perseverance, tenacity, and desire to succeed. S/he had no coercion in building this page; there was no class for it nor did anyone recommend they do this. They built the page of their own volition.
- **TECH-SKILLS:** A variety of computer skills were required to create the Personal Web Page including: scanning, storage, typing, and understanding 'cloud' technology; to name a few.
- **HUMANNESS:** In addition to the above, the applicant offers information here that describes more than skills and experiences; you learn who they are and what they bring to your organization. This information is very important in building company culture, but is not requested on standard job applications.

Why hire a formerly incarcerated person?

- To keep your options open for hiring the best possible candidate!
- Many formerly incarcerated people have received extensive training
- Many formerly incarcerated people are motivated to work
- Many formerly incarcerated people have a job coach or advisor
- Support is available for training and reducing risk

Fidelity Bonding Program

The **Fidelity Bonding Program** offers six months of free bonding support to businesses across the country to lower their risk when hiring applicants who have been incarcerated.

Federal Fidelity Bonding Program: <http://bonds4jobs.com>

Bonding can:

- Reduce your risk when you hire formerly incarcerated people
- Provide six months of FREE insurance against employee theft
- Be obtained quickly and easily by just a phone call to confirm your hire

To bond a formerly incarcerated new hire today **call toll-free: 877-US2-JOBS (877-872-5627)**

Work Opportunity Tax Credit (WOTC)

The WOTC is a special tax credit available for hiring former felons (and others) and must occur within one year of their release date. The WOTC is available to any size business from small organizations to national corporations. The credit is also available for any type of job. The work can be full-time, part-time, temporary, or seasonal.

Facts about the WOTC tax credit:

- Employers can save as much as \$2,400 in taxes
- Applies to the first year of employment
- The new employee must work 120 hours for the employer to begin to receive credit

Exceptions:

- Not for independent contractor work
- Not for a business owned by a close relative

To find out more: <http://www.doleta.gov/business/incentives/opptax/wotcEmployers.cfm>

Or call: 1-800-829-4933

Employee Training Support

Your business may be eligible for a state or federal training grant (or other funding). To find out what you may qualify for, check with your Workforce Investment Board, Small Business Development Center, or economic development agency.

- Workforce Investment Board: <http://www.servicelocator.org/contactspartners.asp>
- Small Business Development Center: <https://www.sba.gov/tools/local-assistance>
- Economic Development Agency: <https://www.sba.gov/content/economic-development-agencies>

Ban the Box:

Are you ready to remove the box that says 'Have you ever been convicted of a felony?' from your job application forms? If so, we can help! <https://www.fairshake.net/ban-the-box/>

On our page you will find:

- Best Practices and Model Policies
- Fair Chance Fact Sheet
- Community Hiring Model
- Which states, cities and counties *Ban the Box*
- Learn from dedicated states like Minnesota who have Banned the Box for both public- and private-sector jobs. They freely share information for you to do this, too.

Resume Guide

A good resume will open the door for an interview. But do you need a resume? Some employers prefer a resume and others require an application form. That depends on the kind of job you're applying for.

RESUME REQUIRED

- Professional, technical, administrative and managerial jobs.
- Sales positions.
- Secretarial, clerical, and other office jobs.

RESUME SOMETIMES REQUIRED

Professional positions: Baker, Hotel Clerk, Electrician, Drafter, Welder

RESUME NOT REQUIRED

Unskilled, quick turnover jobs: Fast Food Server, Laborers, Machine Loader, Cannery Worker

The Rockport Institute has generously donated the resume guide below. It is a shortened version of their full resume guide ***How to Write a Masterpiece of a Resume*** which can be found here:

<http://www.rockportinstitute.com/resumes>

WRITE A RESUME THAT GENERATES RESULTS

Before you begin, ask yourself: Why do you have a resume in the first place? What is it supposed to do for you? How can you differentiate yourself from hundreds of other applicants with qualified resumes? The prospective employer has the overwhelming task of looking over many resumes to find the special person that is right for the position and a great fit for the culture of the company. You are facing a great deal of competition.

The resume is a tool with one specific purpose: to win an interview. If it doesn't, it isn't an effective resume. A resume is an advertisement; nothing more, nothing less. A great resume doesn't just tell them what you have done but makes the same assertion that all good ads do: If you buy this product, you will get these specific, direct benefits. It presents you in the best light. It convinces the employer that you have what it takes to be successful in this new position or career.

Other reasons to have a resume:

- To pass the employer's screening process (requisite educational level, number years' experience, etc.), to give basic facts which might favorably influence the employer
- To establish yourself as a professional person with high standards and excellent writing skills, based on the fact that your resume is so well done (clear, well-organized, well-written, well-designed, of the highest professional grades of printing and paper).
- To use as a covering piece or addendum to another form of job application
- To put in an employer's personnel files. (which they may check out later for other openings)
- To help you clarify your direction, qualifications, and strengths, boost your confidence, or to start the process of committing to a job or career change.

It is a mistake to think of your resume as your work history, a personal statement or some sort of self expression. Sure, most of the content of any resume is focused on your job history. But write from the intention to create interest, to persuade the employer to call you. If you write with that goal, your final product will be very different than if you write it just to catalog your job history.

Most resumes are quickly scanned, rather than read. Ten to twenty seconds is all the time you have to persuade a prospective employer to read further and the decision to interview a candidate is usually based on an overall first impression of the resume, a quick screening that so impresses the reader and convinces them of the candidate's qualifications that an interview results. The top half of the first page of your resume will either make you or break you. You hope it will have the same result as a well-written ad: to get the reader to respond. You are selling a product in which you have a large personal investment: you.

The person who is doing the hiring often cares deeply how well the job will be done. You need to write your resume to appeal directly to them. Ask yourself: What does the employer really want? What special abilities would this person have? What would set a truly exceptional candidate apart from a merely good one? How can I demonstrate that I am the perfect candidate? Put yourself in their shoes.

Loosen up your thinking enough so that you will be able to see some new connections between what you have done and what the employer is looking for. You need not confine yourself to work-related accomplishments! Use your entire life as evidence of your character, skills and talents. If Sunday school or your former gang are the only places you have had a chance to demonstrate your special gifts for leadership, fine. What are the talents you have to offer the prospective employer? A great resume has two sections. In the first, you make assertions about your abilities, qualities and achievements. You write powerful, but honest, advertising copy that makes the reader immediately perk up and realize that you are someone special.

The second section, the evidence section, is where you back up your assertions with evidence that you actually did what you said you did. This is where you list and describe the jobs you have held, your education, etc. This is all the stuff you are obliged to include.

Most resumes are just the evidence section, with no assertions. The 'juice' is in the assertions section. When a prospective employer finishes reading your resume, you want them to reach for the phone to invite you in to interview. The resumes you have written in the past have probably been a gallant effort to inform the reader. You don't want them informed. You want them interested and excited.

THE OBJECTIVE SECTION

Ideally, your resume should be pointed toward conveying why you are the perfect candidate for one specific job or job title. Good advertising is directed toward a very specific target audience.

Targeting your resume requires that you be absolutely clear about your career direction—or at least that you appear to be clear. You would be wise to use this time of change to design your future career so you have a clear target that will meet your goals and be personally fulfilling. With a nonexistent, vague or overly broad objective, the first statement you make to a prospective employer says you are not sure this is the job for you.

Imagine the position of a software manufacturer looking at a sea of resumes. They all look so much alike until they come across a resume in the pile that starts with the following: "OBJECTIVE - a software sales position in an organization seeking an extraordinary record of generating new accounts, exceeding sales targets and enthusiastic customer relations". They are immediately interested! This first sentence conveys some very important and powerful messages: "I want exactly the job you are offering. I am a superior candidate because I recognize the qualities that are most important to you, and I have them. I want to make a contribution to your company." This works well because the employer is smart enough to know that

someone who wants to do exactly what they are offering will be much more likely to succeed than someone who doesn't. And that person will probably be a lot more pleasant to work with as well.

Secondly, this candidate has done a good job of establishing why they are the perfect candidate in their first sentence. They have thought about what qualities would make a candidate stand out. They have started communicating that they are that person immediately. What's more, they are communicating from the point of view of making a contribution to the employer.

Here's how to write your objective. First of all, decide on a specific job title for your objective. Go back to your list of answers to the question "How can I demonstrate that I am the perfect candidate?" What are the two or three qualities, abilities or achievements that would make a candidate stand out as truly exceptional for that specific job? Having an objective statement that really sizzles is highly effective. And it's simple to do. One format is:

OBJECTIVE: An xxx position in an organization where yyy and zzz would be needed (or, in an organization seeking yyy and zzz).

Xxx is the name of the position you are applying for. Yyy and zzz are the most compelling qualities, abilities or achievements that will really make you stand out above the crowd of applicants.

If you are applying for several different positions, you should adapt your resume to each one. Have an objective that is perfectly matched with the job you are applying for. Remember, you are writing advertising copy, not your life story.

If you have a limited work history, you want the employer to immediately focus on where you are going, rather than where you have been.

Examples of an Objective section:

OBJECTIVE: An entry-level position in the hospitality industry where a background in advertising and public relations would be needed.

OBJECTIVE: A position teaching English as a second language where a special ability to motivate and communicate effectively with students would be needed.

THE SUMMARY OF QUALIFICATIONS

The "Summary of Qualifications" consists of several concise statements that focus the reader's attention on the most important qualities, achievements and abilities you have to offer. Those qualities should be the most compelling demonstrations of why they should hire you instead of the other candidates.

This may be the only section fully read by the employer, so it should be very strong and convincing. Include professional characteristics (extremely energetic, a gift for solving complex problems in a fast-paced environment, exceptional interpersonal skills, committed to excellence, etc.) helpful in winning the interview.

How should you write to write a Summary of Qualifications? Look for the qualities the employer will care about most. Then look at what you wrote about why you are the perfect person to fill their need. Pick your qualities that best demonstrate why they should hire you. Assemble it into your Summary section.

The most common ingredients of a well-written Summary are as follows. Do not use all these ingredients in one Summary - use the ones that highlight you best.

- A short phrase describing your profession
- Followed by a statement of broad or specialized expertise
- Followed by two or three additional statements related to any of the following:
 - breadth or depth of skills
 - unique mix of skills
 - range of environments in which you have experience
 - a special or well-documented accomplishment
 - a history of awards, promotions, or superior performance commendations
- One or more professional or appropriate personal characteristics
- A sentence describing professional objective or interest.

Notice that the examples below show how to include your objective in the Summary section. If you are making a career change, your Summary section should show how what you have done in the past prepares you to do what you seek to do in the future.

A few examples of Summary sections:

- Highly motivated, creative and versatile real estate executive with seven years of experience in development and construction. Especially skilled at building effective, productive working relationships with clients and staff. Excellent management, negotiation and public relations skills. Seeking a challenging management position in the real estate field that offers extensive contact with the public.
- Health Care Professional experienced in management, program development and policy making in the United States as well as in several developing countries. A talent for analyzing problems, developing and simplifying procedures, and finding innovative solutions. Proven ability to motivate and work effectively with persons from other cultures and all walks of life. Skilled in working within a foreign environment with limited resources.
- Performing artist with a rich baritone voice and unusual range, specializing in classical, spiritual, gospel and rap music. Featured soloist for two nationally televised events. Accomplished pianist. Extensive performance experience includes television, concert tours and club acts. Available for commercial recording and live performances.

SKILLS AND ACCOMPLISHMENTS

In this final part of the assertions section of your resume, you do exactly what you did in the previous section, except that you go into more detail.

In the summary, you focused on your most special highlights. Now you tell the rest of the best of your story. Let them know what results you produced, what happened as a result of your efforts, what you are especially gifted or experienced at doing. Flesh out the most important highlights in your summary.

Here are a few ways you could structure your "Skills and Accomplishments" section:

SELECTED SKILLS AND ACCOMPLISHMENTS

- Raised \$1900 in 21 days in canvassing and advocacy on environmental, health and consumer issues.
- Conducted legal research for four Assistant U.S. Attorneys, for the U.S. Attorney's office
- Coordinated Board of Directors and Community Advisory Board of community mental health center. Later commended as "the best thing that ever happened to that job."

FUNCTIONAL RESUME FORMAT

The functional resume highlights your major skills and accomplishments. It helps the reader see clearly what you can do for them. It helps target the resume into a new direction by lifting up from all past jobs the key skills and qualifications to help prove you will be successful. The functional resume is a must for career changers and for those returning to the job market.

THE EVIDENCE SECTION - YOUR WORK HISTORY, EDUCATION, ETC.

Most resumes are not much more than a collection of "evidence," various facts about your past. By evidence, we mean all the mandatory information you must include on your resume: work history with descriptions, dates, education, affiliations, list of software mastered, etc. If you put this toward the top of your resume, anyone reading it will feel like they are reading an income tax form.

EXPERIENCE

List jobs in reverse chronological order. Don't go into detail on the jobs early in your career; focus on the most recent and/or relevant jobs. (Summarize a number of the earliest jobs in one line or very short paragraph. Put dates in italics at the end of the job; don't include months, unless the job was held less than a year. Include military service, internships, and major volunteer roles if desired! Because the section is labeled "Experience," it does not need to mean that you were paid.

EDUCATION

List education in reverse chronological order, degrees or licenses first, followed by certificates and advanced training. Set degrees apart so they are easily seen. Put in boldface whatever will be most impressive. Don't include any details about college except your major and distinctions or awards you have won.

- Do include advanced training, but be selective with the information.
- If you are working on an uncompleted degree, include the degree and afterwards, in parentheses, the expected date of completion.
- If you didn't finish college, start with a phrase describing the field studied, then the school, then the dates (the fact that there was no degree may be missed).

Other headings might be "Education and Training" or "Education and Licenses".

And then add your Awards, Civic and Community Recognition and Comments from Supervisors.

PERSONAL INTERESTS

Only list these if your personal interests indicate a skill or knowledge that is related to the goal, such as photography for someone in public relations, or carpentry and wood-working for someone in construction management. This section can create common ground in an interview.

REFERENCES

You may put "References available upon request" at the end of your resume, if you wish. This is a standard close (centered at bottom in italics), but is not necessary. You can bring a separate sheet of references to the interview, to be given to the employer upon request.

A FEW GUIDELINES FOR A BETTER PRESENTATION

The resume is visually enticing, a work of art. Simple clean structure. Very easy to read. Symmetrical. Balanced. Uncrowded. As much white space between sections of writing as possible; sections of writing that are no longer than six lines, and shorter if possible.

There are absolutely no errors. No typographical errors. No spelling errors. No grammar, syntax, or punctuation errors. No errors of fact.

All the basic, expected information is included. A resume must have the following key information: your name, address, phone number, and your email address at the top of the first page, a listing of jobs held, in reverse chronological order, educational degrees, in reverse chronological order.

Jobs listed include a title, the name of the firm, the city and state of the firm, and the years employed. Jobs earlier in a career can be summarized and extra part-time jobs can be omitted. If no educational degrees have been completed, it is still expected to include some mention of education (professional study or training, partial study toward a degree, etc.) acquired after high school.

It is targeted. First you should get clear what your job goal is, what the ideal position would be. Then you should figure out what key skills, areas of expertise or body of experience the employer will be looking for in the candidate. Gear the resume structure and content around this target, proving these key qualifications.

Strengths are highlighted / weaknesses de-emphasized. Focus on whatever is strongest and most impressive. Make careful and strategic choices as to how to organize, order, and convey your skills and background.

Use power words. For every skill, accomplishment, or job described, use the most active impressive verb you can think of (which is also accurate). Begin the sentence with this verb, except when you must vary the sentence structure to avoid repetitious writing.

Show you are results-oriented. Wherever possible, prove that you have the desired qualifications through clear strong statement of accomplishments

Writing is concise and to the point. Keep sentences as short and direct as possible.

Make it look great. Use a laser printer or an ink jet printer that produces high-quality results. A laser is best because the ink won't run if it gets wet. It should look typeset. Use a standard conservative typeface (font) in 11 or 12 point. Use off-white, ivory or bright white 8 1/2 x 11-inch paper, in the highest quality affordable. Use absolutely clean paper without smudges, without staples and with a generous border.

Shorter is usually better. Your resume should be just long enough to keep the reader's interest, and create psychological excitement that leads prospective employers to pick up the phone and call you.

Telephone number that will be answered. Be sure the phone number on the resume will, without exception, be answered by a person or an answering machine Monday through Friday 8-5pm.

WHAT NOT TO PUT ON A RESUME

- The word "Resume" at the top of the resume
- Fluffy rambling "objective" statements
- Salary information
- Full addresses of former employers or names of supervisors
- Reasons for leaving jobs
- References

Favorite Verbs For Your Resume

Originally "Our Favorite Resume Verbs" by Wendy Enelow

Accelerate	Collaborate	Differentiate	Expand
Accentuate	Collect	Diminish	Expedite
Accomplish	Command	Direct	Experiment
Accommodate	Commercialize	Discern	Explode
Achieve	Communicate	Discover	Explore
Acquire	Compare	Dispense	Export
Adapt	Compel	Display	Facilitate
Address	Compile	Distinguish	Finalize
Advance	Complete	Distribute	Finance
Advise	Compute	Diversify	Forge
Advocate	Conceive	Divert	Form
Align	Conceptualize	Document	Formalize
Alter	Conclude	Dominate	Formulate
Analyze	Conduct	Double	Foster
Anchor	Conserve	Draft	Found
Apply	Consolidate	Drive	Gain
Appoint	Construct	Earn	Generate
Appreciate	Consult	Edit	Govern
Architect	Continue	Educate	Graduate
Arrange	Contract	Effect	Guide
Articulate	Control	Elect	Halt
Ascertain	Convert	Elevate	Handle
Assemble	Convey	Eliminate	Head
Assess	Coordinate	Emphasize	Hire
Assist	Correct	Empower	Honor
Augment	Counsel	Enact	Hypothesize
Author	Craft	Encourage	Identify
Authorize	Create	Endeavor	Illustrate
Balance	Critique	Endorse	Imagine
Believe	Crystallize	Endure	Implement
Brainstorm	Curtail	Energize	Import
Brief	Cut	Enforce	Improve
Budget	Decipher	Engineer	Improvise
Build	Decrease	Enhance	Increase
Calculate	Define	Enlist	Influence
Capitalize	Delegate	Enliven	Inform
Capture	Deliver	Ensure	Initiate
Catalog	Demonstrate	Equalize	Innovate
Centralize	Deploy	Eradicate	Inspect
Champion	Derive	Establish	Inspire
Change	Design	Estimate	Install
Chart	Detail	Evaluate	Instruct
Clarify	Detect	Examine	Integrate
Classify	Determine	Exceed	Intensify
Close	Develop	Execute	Interpret
Coach	Devise	Exhibit	Interview

These verbs have been generously provided by Wendy Enelow and Louise Kursmark
Founders of The Resume Writing Academy www.resumewritingacademy.com

Favorite Verbs For Your Resume

Originally "Our Favorite Resume Verbs" by Wendy Enelow

Introduce	Organize	Recapture	Solve
Invent	Orient	Receive	Spark
Inventory	Originate	Recognize	Speak
Investigate	Outsource	Recommend	Spearhead
Judge	Overcome	Reconcile	Specify
Justify	Overhaul	Record	Standardize
Launch	Oversee	Recruit	Steer
Lead	Participate	Recycle	Stimulate
Lecture	Partner	Redesign	Strategize
Leverage	Perceive	Reduce	Streamline
License	Perfect	Regain	Strengthen
Listen	Perform	Regulate	Structure
Locate	Persuade	Rehabilitate	Study
Lower	Pilot	Reinforce	Substantiate
Maintain	Pinpoint	Rejuvenate	Succeed
Manage	Pioneer	Remedy	Suggest
Manipulate	Plan	Render	Summarize
Manufacture	Position	Renegotiate	Supervise
Map	Predict	Renew	Supplement
Market	Prepare	Renovate	Supply
Master	Prescribe	Reorganize	Support
Mastermind	Present	Report	Surpass
Maximize	Preside	Represent	Synthesize
Measure	Process	Research	Target
Mediate	Procure	Resolve	Teach
Mentor	Produce	Respond	Terminate
Merge	Program	Restore	Test
Minimize	Progress	Restructure	Thwart
Model	Project	Retain	Train
Moderate	Promote	Retrieve	Transcribe
Modify	Propel	Reuse	Transfer
Monitor	Propose	Review	Transform
Motivate	Prospect	Revise	Transition
Navigate	Prove	Revitalize	Translate
Negotiate	Provide	Satisfy	Trim
Network	Publicize	Schedule	Troubleshoot
Nominate	Purchase	Secure	Unify
Normalize	Purify	Select	Unite
Obfuscate	Qualify	Separate	Update
Obliterate	Quantify	Serve	Upgrade
Observe	Question	Service	Utilize
Obtain	Raise	Shepherd	Verbalize
Offer	Rate	Simplify	Verify
Operate	Ratify	Slash	Win
Optimize	Realign	Sold	Work
Orchestrate	Rebuild	Solidify	Write